





Legend

Roads

-  Main Roads
-  Minor Roads whose use is to be minimized
-  ReSeeded Trails not to be driven on
-  Closed Roads to be permanently removed

Track

-  Existing Tracks
-  2008 Track
-  2009 Track
-  Future Track
-  Other Track Authorized by Klamath County
-  Track Licensed by Timberlake Railroad
-  Private Track

Boundaries

-  Project Boundaries
-  Property Lines

Lines will not show if layer is turned off