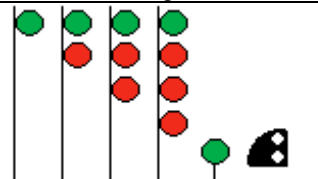
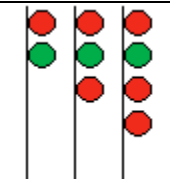
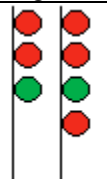
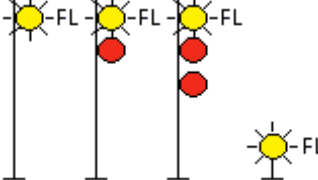

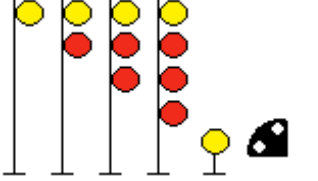
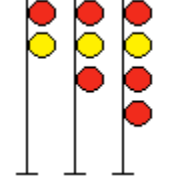
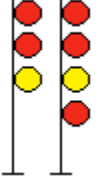
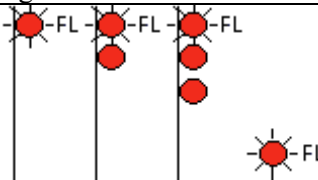
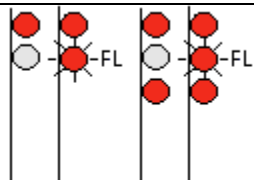
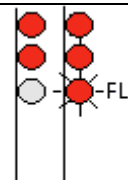
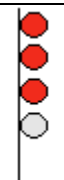
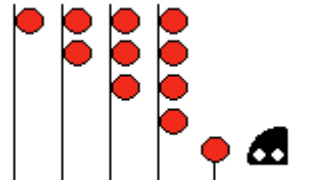


Train Mountain Signal Indications

| | Primary (straight) route <ul style="list-style-type: none"> Maximum Authorized Track Speed | Secondary (diverging) route <ul style="list-style-type: none"> Reduced speed through turnouts | Tertiary (diverging) route <ul style="list-style-type: none"> Reduced speed through turnouts | Quaternary (diverging) route <ul style="list-style-type: none"> Reduced speed through turnouts |
|--|---|--|--|--|
| Green <ul style="list-style-type: none"> Go |  <p>Name: Clear Indication: Proceed.</p> |  <p>Name: Diverging Clear Indication: Proceed on diverging route at reduced speed.</p> |  | |
| Flashing Yellow <ul style="list-style-type: none"> Slow down for next signal. Next signal is either Approach or a Diverging indication. |  <p>Name: Approach Medium Indication: Proceed approaching next signal at reduced speed.</p> |  <p>Note: these two aspects are only used entering the long tunnel for a diverging route at the next signal.</p> | | |
| Yellow <ul style="list-style-type: none"> Prepare to stop at next signal. Next signal is either Restricting or Stop. |  <p>Name: Approach Indication: Proceed prepared to stop at next signal.</p> |  <p>Name: Diverging Approach Indication: Proceed on diverging route prepared to stop at next signal.</p> |  | |
| Flashing Red or Lunar White <ul style="list-style-type: none"> Proceed cautiously Train ahead Switch not thrown correctly Entering yard |  <p>Name: Restricting Indication: Proceed to prepared to stop short of a train, obstruction, or switch not properly lined.</p> |  |  |  |
| Red <ul style="list-style-type: none"> Stop. Do not pass. |  <p>Name: Stop Signal Indication: Stop.</p> | | | |